

RULES

BELT SANDER DRAG RACING

OPEN CLASS

- This is an "Open" category for sanders with or without alterations.
- Belt sander must propel itself with a conventional sanding belt only.
- Modifications and substitutions are allowed to the motor, drive system, electricals, etc.
- Track Guides and Wheelie Bars are allowed and encouraged (see Track Guide).
- Decorations are allowed and encouraged.

TRACK

- Two plywood tracks, 1 foot apart. Sanders will race side-by-side.
- Inside dimension of track is 7 ¾" wide with 2 ½" high side walls.
- Racetrack length is approximately 30' long. There is a 20' run-out track after the finish line.
- Race entries must fit into track and run on track surface.

POWER

- Standard 120 volts A.C.
- Belt sander must plug into standard 3-prong extension cord provided.
- Sander must run on supplied power, typically 20 amps.

SANDING BELT

- Race entry must run on unaltered, store bought sanding belt.
- Any size or grit of sanding belt is acceptable provided it fits in track.

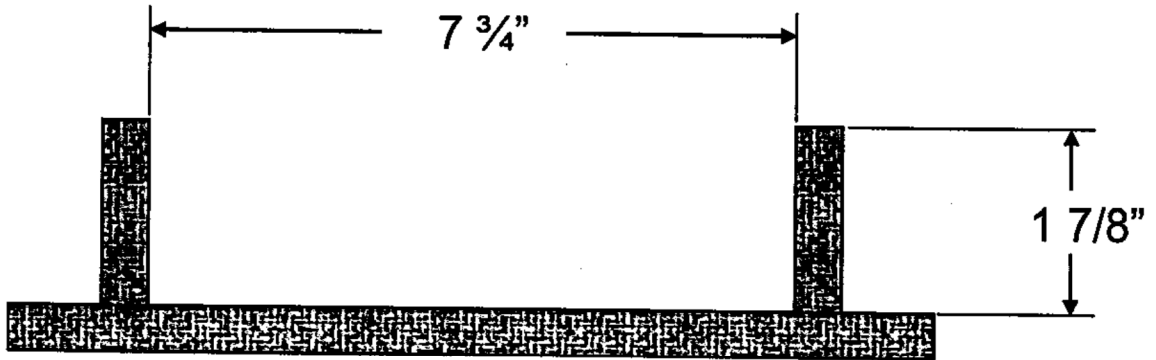
RACING

- Race Official's decision is final.
- Race entry owners are responsible for tracking entry belt before each race.
- Race entry owners are responsible for ensuring sander fits into track.
- Race entry owners are responsible for any sander decorations.
- Race entry owners are responsible for all risks or damage to their sander.
- Once sander is placed on track, it cannot be touched, adjusted, or interfered with.
- Race Official aligns entries at starting line and plugs into power cord.
- Race Official is responsible for making sure sander switch is on.
- Race will be replayed if switch was not on or, in Race Official's discretion, any other unfair situation occurred.
- Race Officials collect sanders at end of track and return them to their owners.
- Sander is disqualified if it stops, jumps track, flips, or does not finish for any reason.

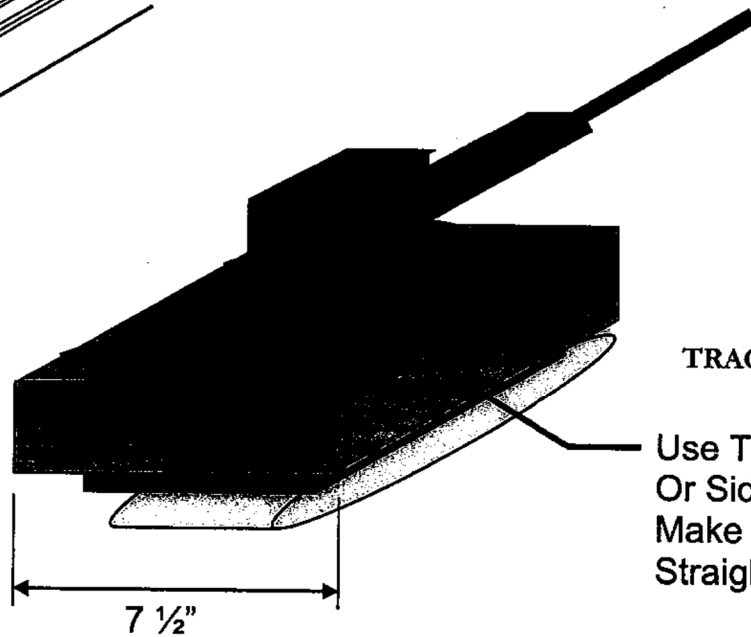
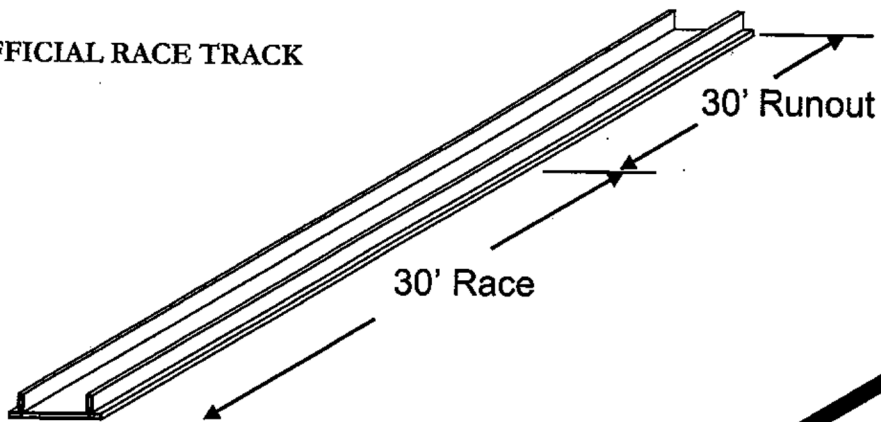
PRIZES

- There will be a prize for the best-dressed belt sander AND 1st place.

TRACK & GUIDE



OFFICIAL RACE TRACK



TRACK GUIDE

Use Track Guide Box Or Side Bearings To Make Sander Run Straight.

Sander may jam against track wall if no guides are used.

more info: www.richmondliionsclub.org